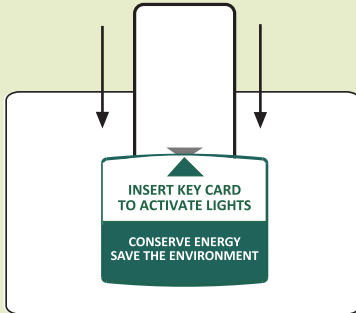


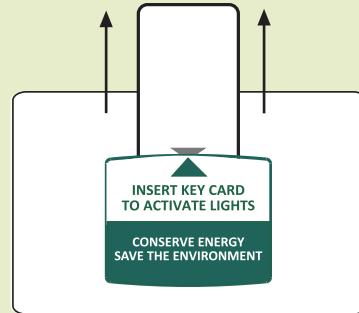
## OPERATION

- 1** Insert the card into the switch to activate the circuits



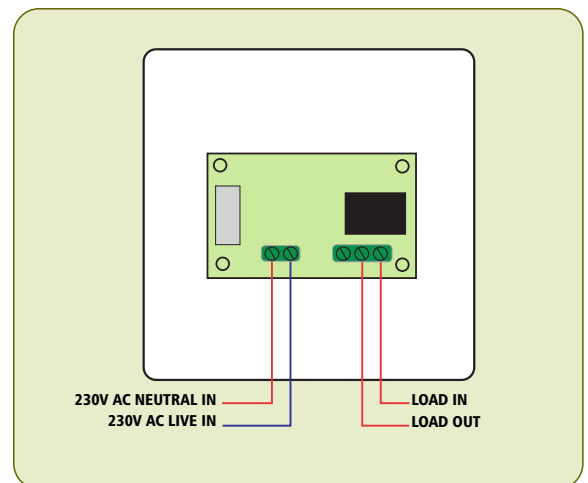
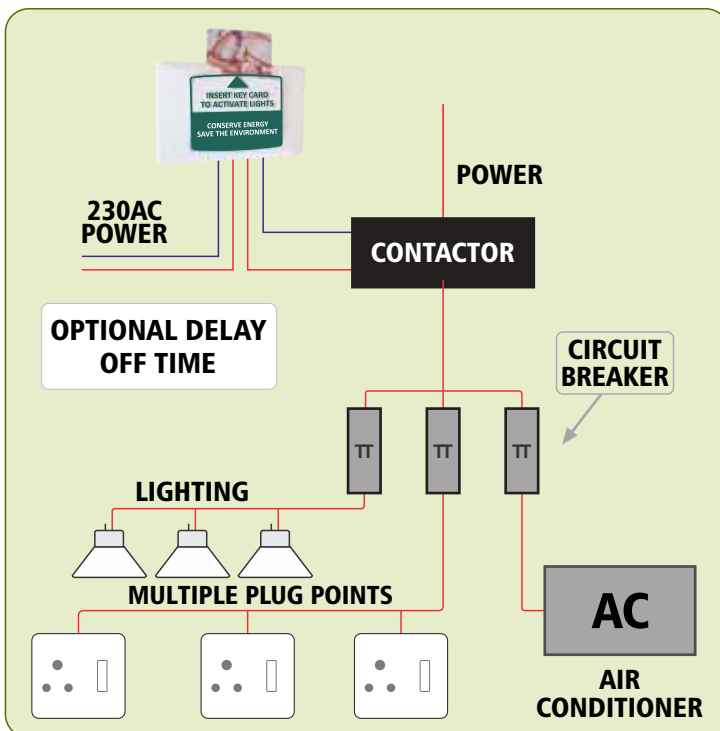
- Circuits will activate immediately on insertion of the card.
- LED will indicate the insertion point

- 2** Remove the card from the switch to deactivate the circuits



- Circuits will deactivate 30 seconds after the removal of the card.
- LED will blink and buzzer will sound to warn that circuits will deactivate.
- LED will stay on to indicate that the circuit is not active.

## INSTALLATION



**NOTE:**  
ALWAYS USE EXTERNAL CONTACTOR TO SWITCH LOADS E.G. AIRCON, LIGHTING AND PLUG CIRCUITS.